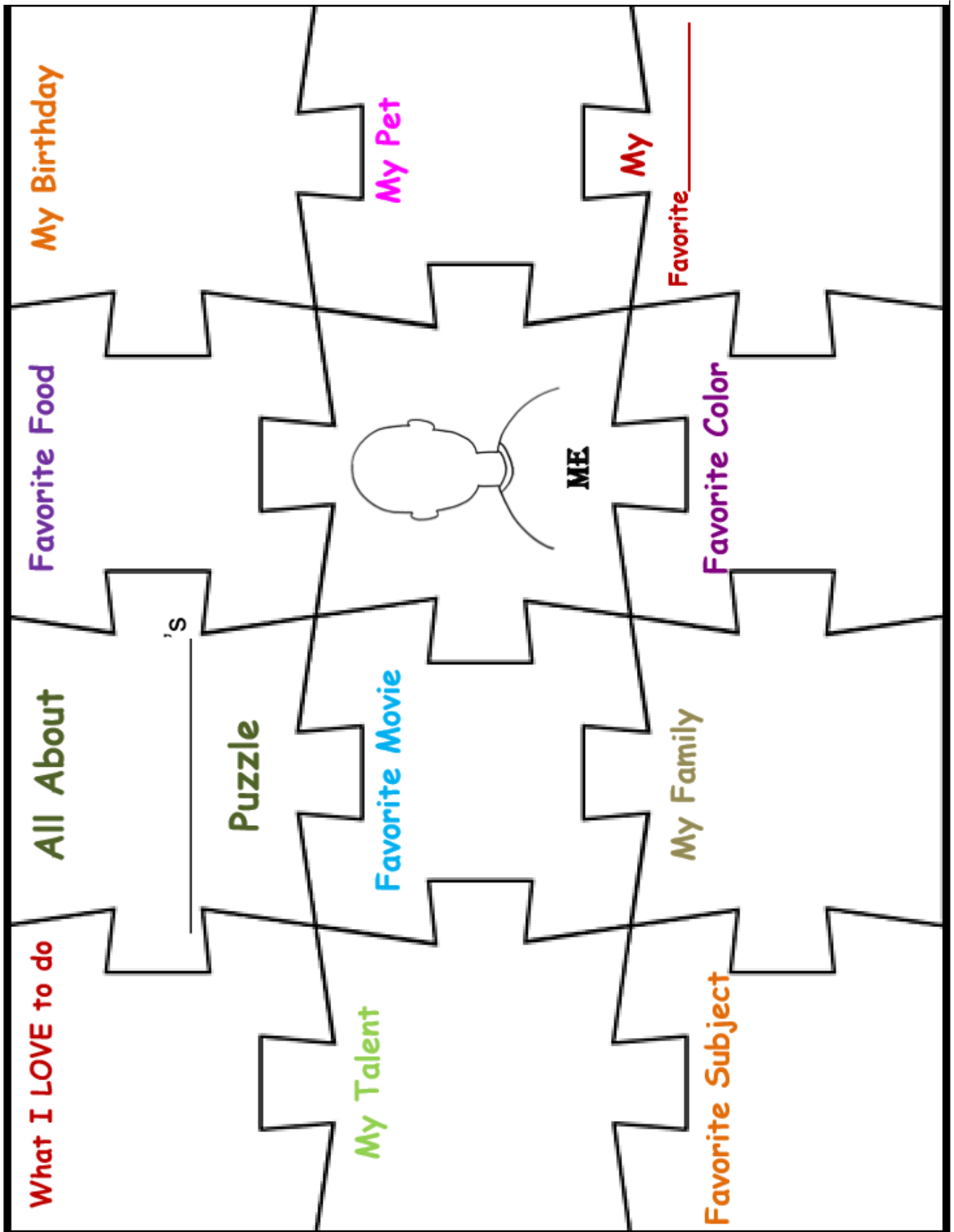


Monday

Pieces of Me!

Help your new teacher get to know you by creating a Pieces of Me poster. You could bring this to give to your new teacher on your day in July.



Tuesday & Wednesday

A letter to your new teacher!

Please find the letter from your new teacher on the website and read it. Plan a response to your new teacher telling them all about you! Remember to plan using notes and bullet points.

Tomorrow, you need to write your letter using your plan. This can be taken to school on your day in July to give to your new teacher!

When writing your letter, you can either type it on word, choose a page border from the website, or create your own page border.

4RB – your letter will be slightly different. Please find a separate planning sheet on the website!

Dear.....
Paragraph 1 Introduce yourself Are you looking forward to year 5? Why?
Paragraph 2 What do you enjoy at school? What is your favourite subject? What is your least favourite? Why?
Paragraph 3 What do you enjoy doing outside of school? What talents / hobbies do you have?
Paragraph 4 Answer any other questions from your teacher What do you already know about Year 5? What would you like to know?
Closing paragraph



















When you write up your letter, remember this is the first time your new teacher will read your writing!

Thursday & Friday

Revision, revision, revision!

Below is a list of some of the English objectives we would like you to be confident in.

1. Please colour the smiley face to show how confident you feel in each area.
2. Choose an objective to work on for today and another one for tomorrow based on your confidence levels. You can find activities matching these objectives on the links provided.

Using apostrophes to show possession https://www.bbc.co.uk/bitesize/articles/zmt2mfr	  
Using apostrophes to show contractions https://www.bbc.co.uk/bitesize/articles/z7hxhbk	  
Using inverted commas part 1 https://www.bbc.co.uk/bitesize/articles/z4rbgwx	  
Mastering inverted commas part 2 https://www.bbc.co.uk/bitesize/articles/zbvd7sg	  
Using subordinating conjunctions https://www.bbc.co.uk/bitesize/articles/z6kj2sg	  
Using fronted adverbials https://www.bbc.co.uk/bitesize/articles/z7v4kmn	  
Using paragraphs correctly https://www.bbc.co.uk/bitesize/articles/zv4j7nb	