




# Science

## Scientists and Inventors

# David Attenborough





# Aim

- To describe the life and work of David Attenborough.

## Success Criteria


- I can answer questions about David Attenborough's life.
- I can identify how David Attenborough describes animals in his documentaries.
- I can create my own documentary inspired by David Attenborough's work.

# Life on Film

David Attenborough is a wildlife film-maker and naturalist. This means he is a scientist who studies animals and their behaviour.

He has written and presented many popular documentaries about animals and their lives.

Attenborough has been a presence on our television screens for over 60 years and his programmes have brought him international recognition.





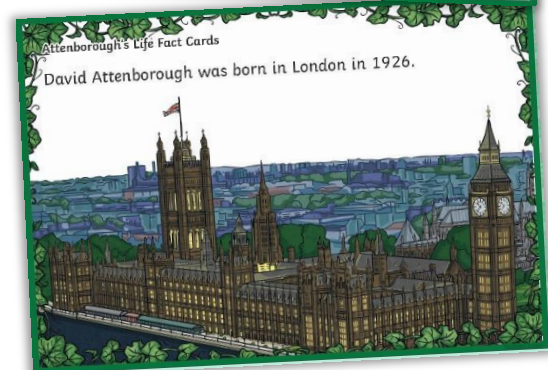

# Attenborough's Life



Play this game to find out more about David Attenborough's life and work.

Your Attenborough's Life Activity Sheet has 12 questions about David Attenborough's life up to the broadcast of his first famous documentary. You need to find the answers to these questions.


You also have an answer card. Use this card to answer one of the questions. Other members of your class have different answer cards. Move around the classroom and ask other children for their answers until you can solve all of the questions on your Activity Sheet.



# Attenborough's Life



After Attenborough's series 'Life on Earth' was broadcast in 1979, he went on to write and make many other series. These include over 250 episodes of 'Wildlife on One', 'The Natural World', 'Life in the Freezer' and 'Planet Earth'.



He is still working on new documentaries now.

Did you manage to find all 12 answers?



# Wildlife Documentary



You are going to be a wildlife film-maker like David Attenborough!



Choose an animal from the options on the Wildlife Documentary Activity Sheet and use the Internet or books to find out about it. Think about what type of animal it is, where it lives and its behaviour. Use your Activity Sheet to gather and organise the facts you need.






## WILDLIFE DOCUMENTARY

*Once you have collected your information, use it to write a short script on your Activity Sheet.*


*You will perform your documentary to an audience.*

*You may be able to perform it alongside a clip of your chosen animal from one of Attenborough's films.*





# Performance



Now that you have written your script, it is time to present your documentary!



Try to act as confidently and speak as clearly as David Attenborough.

# Evaluation



Are you pleased with how you performed your documentary?

What went well?

What would you have liked to improve?

Talk to your partner about your thoughts.





# Aim



- To describe the life and work of David Attenborough.

## Success Criteria

- I can answer questions about David Attenborough's life.
- I can identify how David Attenborough describes animals in his documentaries.
- I can create my own documentary inspired by David Attenborough's work.





twinkl