

## Shottermill Junior School Year 4 - Summer 1 - 2020

You need to choose 4 activities from the tables below to complete over the half term. You may present your work in an appropriate style of your choice.

Note to parents: If a project is completed in depth, it may count as 2 homework activities (at your discretion).

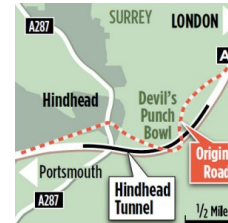
Homework should be handed in each Tuesday – please send any electronic files to:

[homework@shottermill-jun.surrey.sch.uk](mailto:homework@shottermill-jun.surrey.sch.uk) marked FAO Year 4 teachers.

Choose at least one activity from this grid

### History

Draw a map or a picture to show the changes in your local area since you have moved into your house. This could be a small change i.e. a neighbour's extension or a larger change i.e. the Hindhead Tunnel.



### History

Interview an adult and ask them what transport was like during their childhood and how this has changed.

Example questions:

How did you travel to school?

Did your family have a car?

When did you first travel abroad and how did you get there?



### Science

Write instructions on how to grow a plant. This should include how to plant a seed with diagrams to assist the user.



### Science

Think of a way to encourage birds or wildlife to come to your garden or the park and draw or make your idea.







For example; design a bird feeder, make a fat ball to hang in a tree, design an animal house.

Choose at least one activity from this grid

<p><b>English</b></p> <p>Write a diary entry for a day in the life of a living thing, either a plant or an animal of your choice.</p>  <p>Imagine you are that animal and try to include some feelings.</p> <p>happy frantic excited tense bored anxious pleased worried tired</p>	<p><b>English</b></p> <p>Write a poem about wanting to be an animal. It can be a humorous poem and it doesn't have to rhyme.</p> 
<p>Climb a tree</p>   <p>or roll down a big hill</p> 	<p><b>English</b></p> <p>Look at the picture below. Write a short story including the two characters in the picture. Who are they? What could they be deciding to do? What could happen next?</p> 

Choose at least one activity from this grid

<p><b>Maths</b></p> <p>Draw a rectangular floorplan for a new play area for the playground on squared paper. What is the area of your new design? What about the perimeter?</p>  <p>How would you lay out the equipment? Would there be any games painted on the floor?</p>	<p><b>PSHE</b></p> <p>This half term we are looking at 'Going for Goals'.</p> <p>Make a poster to explain how to achieve your goal. Remember to include the different steps you need to take and how to overcome obstacles. The vocabulary below may help you.</p> 
<p><b>Art</b></p> <p>In Art we are learning about viewpoints. Draw a picture of what you see from a window. Include as much detail in your picture as possible and add colour if you wish.</p> 	<p><b>RE</b></p> <p>We are learning about Judaism this term. Research a Jewish festival of your choice and prepare a leaflet or presentation about this festival.</p>  <p>Here are some festivals:</p> <ul style="list-style-type: none"> <li>• Pesach (Passover)</li> <li>• Rosh Hashanah (the New Year)</li> <li>• Yom Kippur (the Day of Atonement)</li> <li>• Hanukkah (the Festival of Lights)</li> </ul>